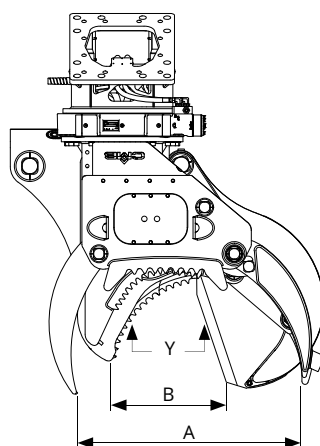
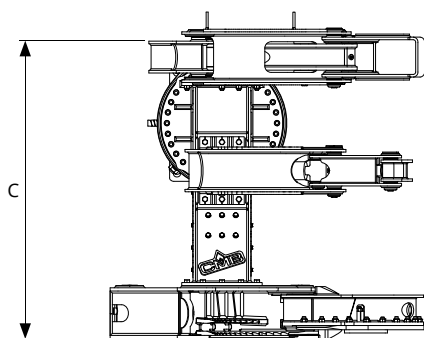











# PW SERIES

## DE-FORESTATION SHEAR PINZA DA DEFORESTAZIONE

**HARDOX®**  
IN MY BODY



PW SERIES		PW - 250	PW - 350	PW - 450	PW - 550
 <b>WEIGHT WITHOUT MILTIGRIP</b>	Kg	610	1200	2000	2650
<b>WEIGHT WITH MILTIGRIP</b>	Kg	770	1400	2250	3000
 <b>EXCAVATOR WEIGHT</b>	ton	07 - 15	14 - 25	20 - 25	28 - 35
 <b>SOFT WOOD CUTTING CAPACITY</b>	mm	320	400	500	600
 <b>HARD WOOD CUTTING CAPACITY</b>	mm	270	350	450	550
<b>A</b>	mm	900	1100	1600	1600
<b>B</b>	mm	450	550	800	900
<b>C</b>	mm	1150	1480	1780	2080
<b>Y</b>	ton	20	30	40	50
 <b>EXCAVATOR WORKING PRESSURE</b>	bar	250	250	250	250
 <b>EXCAVATOR OIL FLOW</b>	l/min	60	80	80	80
 <b>ROTATION WORKING PRESSURE</b>	bar	100	100	100	100
 <b>ROTATION OIL FLOW</b>	l/min	20	25	40	40
<b>SOLENOID VALVE VOLTAGE</b>	V	12/24 DC	12/24 DC	12/24 DC	12/24 DC

Attachment-excavator couplings data are for information only, always check load diagram of the machine.

➤ **LOW WEAR AND MAINTENANCE**  
MINIMA USURA E BASSA MANUTENZIONE

➤ **HEAVY DUTY FRAME (HD)**  
TELAIO RINFORZATO (HD)

➤ **EASY AND STRONG FIXED BLADE**  
FISSAGGIO LAMA SEMPLICE E RESISTENTE

➤ **HARDENED PINS AND BUSHINGS WITH SPIROIL**  
PERNI TEMPRATI E BOCCOLE RAGNATE

The PW Series is the result of an innovative project that expands the range of CMB equipment in the forestry sector. They are extremely versatile and allow a fast and safe cutting of the trees and the collection of shrubs on flat land, on slopes and in marshy areas.

- > Collector arm (optional)
- > Multigrip and autospeed control
- > Blade cylinder with brake
- > Heavy duty seals
- > Collector arm with safety valve

La Serie PW amplia la gamma delle attrezzature CMB nel settore forestale. Sono attrezzature estremamente versatili che consentono un veloce e sicuro abbattimento di alberi e raccolta di arbusti sia su terreni pianeggianti che su scarpate e in zone paludose.

- > Braccio raccoglitore (opzionale)
- > Controllo multigrip e autospeed
- > Cilindro cesoia con freno
- > Guarnizioni ad alta resistenza
- > Valvola di sicurezza sulla pinza

